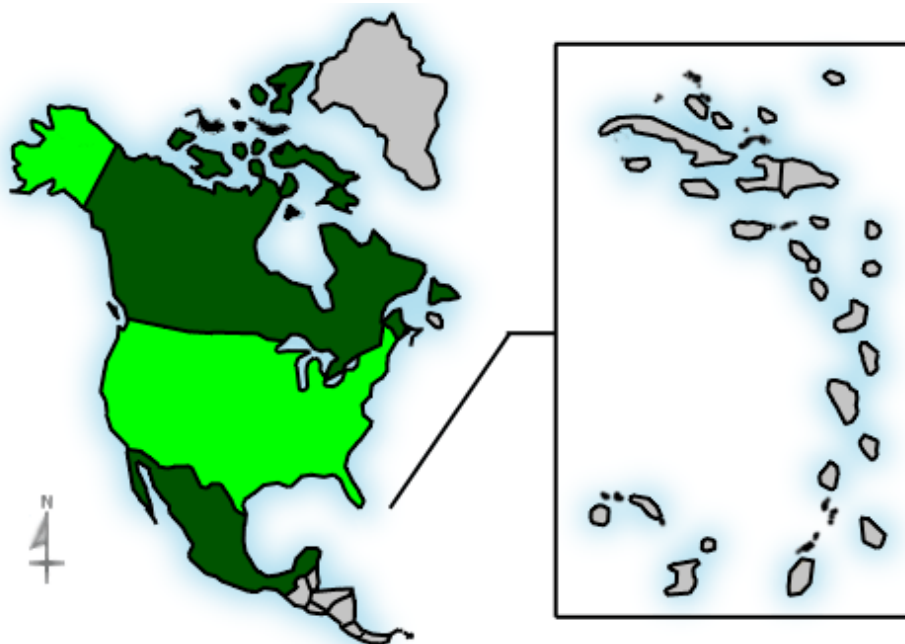


Geographic Info > North American Country

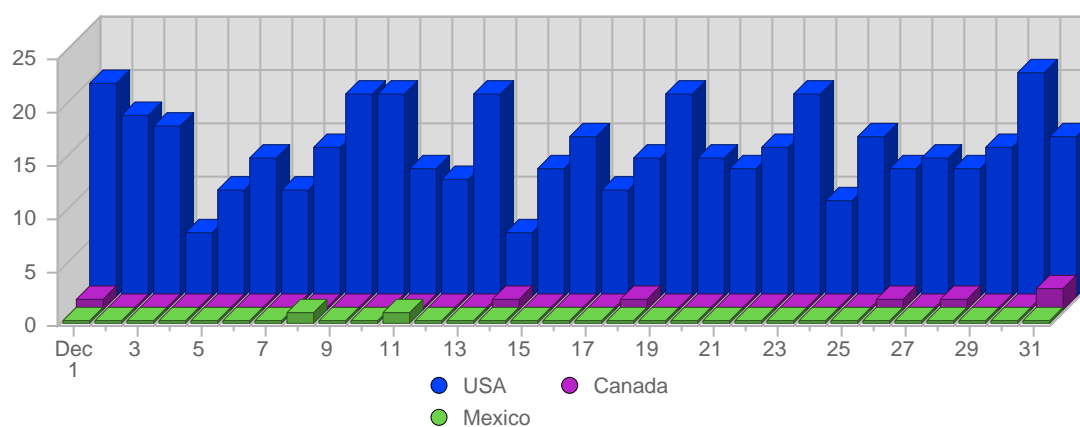
Report Description




Report Description: North American Countries that Visitors came from during the month of December 2005
 Report Range: Month of December 2005
 Report Scope: Historical Data
 List Size: 3 of 3

Breakdown



Breakdown



#		Country	Total Visits	Average Visits Historically	Change	Percent of Visits
1.		USA	430	179,50	-50 ▼	97,95%
2.		Canada	7	5.00	+2 ▲	1,60%
3.		Mexico	2	4,50	-2 ▼	0,46%
			439	189		