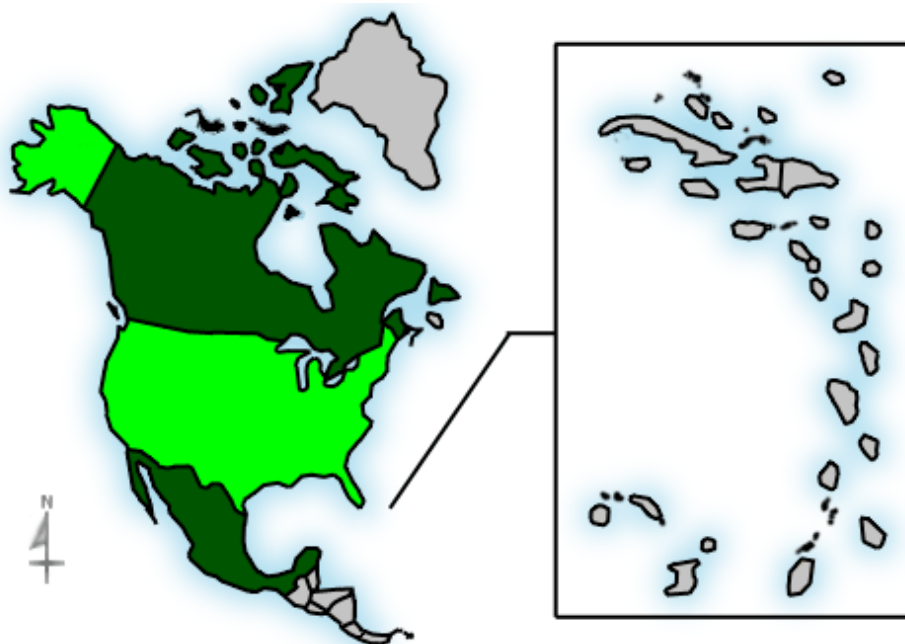


Geographic Info > North American Country

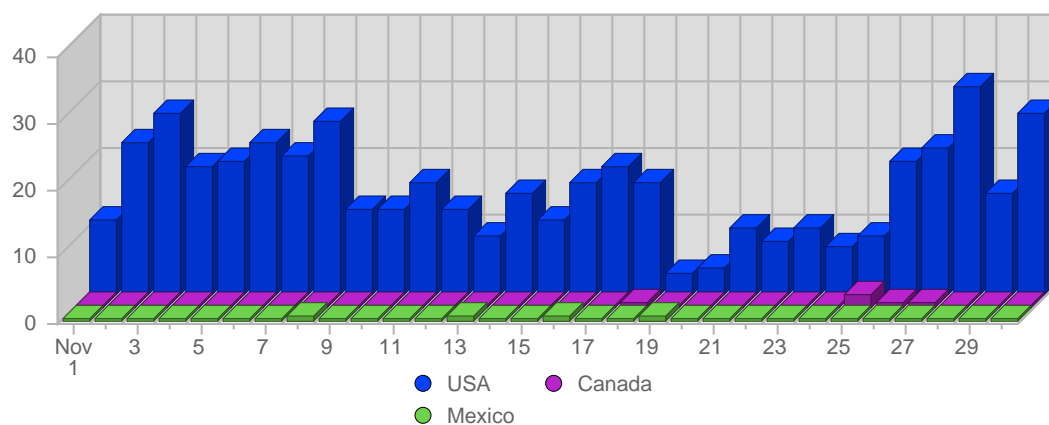
Report Description




Report Description: North American Countries that Visitors came from during the month of November 2005
 Report Range: Month of November 2005
 Report Scope: Historical Data
 List Size: 3 of 3

Breakdown



Breakdown



#		Country	Total Visits	Average Visits Historically	Change	Percent of Visits
1.		USA	480	179,50	+38 ▲	98,16%
2.		Canada	5	5.00	+1 ▲	1,02%
3.		Mexico	4	4,50	+4 ▲	0,82%
			489	189		